

## THERM-A-REST MATTRESS



The Therm-a-Rest/Camp Rest, self inflating, thermal insulating mattress is the worlds finest camping mattress, used by campers & mountaineers world wide it can't be topped for camping comfort. If you haven't been able to figure out how to get your water bed in with your

camping equipment then this mattress is the next best thing. Used with the S2-100D Camping Trailer the mattress is not removed when breaking camp, you simply open the valve and fold up the sleeper leaving the mattress in place. When setting up camp you fold out the sleeper, wait a couple of minutes, close the valve and you are ready for a comfortable nights rest.



## DURAFLEX CUSHION RIDE FEATURED ON ALL ALCAN TRAVELER TRAILERS



## CAMPING SUPPLIES & EQUIPMENT



### LIST OF PRODUCTS

AT/23 Cargo Trailer	Turbine Wheel Covers	Kamp Kitchen
S2-100D Camping Trailer	Baby Moon Wheel Covers	Dressing Room
Front Bra	Aluminum Mag Wheels	Front Canopy
Jack Stand	Chrome Wheel Nuts	Camp Rest Mattress
Spare Tire	Chrome Center Hub	Coupler Kit
Swivel Hitch	Chrome Wheel Spinner	Electrical Plug
Floor Carpet Trailers	Chrome Top Rail	Propane Stove
Spare Tire Cover	Moulded Fiberglass Rear Bumper	

### ADDITIONAL CAMPING & TOURING SUPPLIES

Mattress, Therm-a-Rest	1st Aid Kits	Mini Cooler
Stuff Sac	Kitchen Kit (Compact)	6 Cooler, W/O Freeze Pack
Superior Sac	Kitchen Kit (Deluxe)	6 Cooler, With Freeze Pack
Sports Seat	Kitchen Pouch (Small)	Tent Stake Bag
Back Rest	Kitchen Pouch (Large)	Tent Pole Bag
Straps	Travel Kit (Compact)	Tent Repair Kit
Access Bag	Travel Kit (Standard)	Boot Totes
Mattress Repair Kit	Travel Kit (Deluxe)	MSR Stove, Wisperlite
See Bag 5"x5"x11"	Travel Pouch (Small)	MSR Stove, Wisperlite International
See Bag 5"x5"x14"	Travel Pouch (Medium)	Fuel Bottle
See Bag 8"x8"x22"	Travel Pouch (Large)	Wisperlite Stove Bag
Pocket Pillow	Net Pouch	

All prices are subject to change without notice, weights and measurements are approximate and are subject to differences due to manufacturing conditions. Factory reserves the right to make design & manufacturing changes as required.



## S2-100D CAMPING TRAILER

What others may have in their top of the line models—we have in our basic models. All stainless steel nylon lock nuts, bolts & washers, six wire electrical system, 4 oz. 200 denier nylon oxford water proof tent material, aluminum .065 wall 3/4" furniture finish tent bow material, die cast chrome plated, marine style hinge plates, bow connectors & slides. Fiberglass screens on doors & windows, windows on each side and a door at each end gives excellent ventilation and also helps making the bed be an easy task. With a setup time of less than 30 seconds and the optional self inflating, thermal insulating mattress installed, you have a quick, easy setup, comfortable trailer that lets you get up each morning looking forward to a day of sight seeing and travel.

All this in a 5 1/4" package, sets atop a fiberglass constructed, gel-coated finished inside and out trailer box and lid, that is supported by T6-6061 aluminum undercarriage and tongue that is bolted through the trailer floor & undercarriage to a Dura-Flex independent torsion bar suspension that is probably the biggest improvement in small trailer design to date.

### SPECIFICATIONS

Trailer weight	240 lbs.
Tongue weight	22 lbs.
GVWR	500 lbs.
GAWR	500 lbs.
Bulk capacity	24.5 cu. ft.
Color	White Gel-Coat

### DIMENSIONS

Suspension width	hub face to hub face	37.0"
Length	tongue coupler to rear bumper	96.0"
Width	at widest point	47.0"
Height	ground to highest point	39.0"
Box depth	inside measurement	17.50"
Box length	inside measurement	54.00"
Color interior	White Gel-Coat with Black Gel-Coat webbing	

### SPECIFICATIONS/S2-100D SLEEPER ONLY

Length	84.0"
Width	54.0"
Height	43.0"
Tent fabric	200 denier, nylon oxford, water proof
Color	Royal Blue

### S2-100D OPTIONAL EQUIPMENT

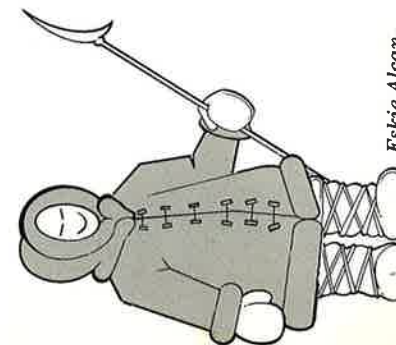
Kamp Kitchen	Spare Tire
Front Canopy	Swivel Hitch
Dressing Room	Propane Stove
Front Trailer Bra	Spare Tire Cover
Camp Rest Mattress**	Alumn. Mag Wheels
Safety Lite System	Turbine Wheel Covers
Additional Jack Stands	Interior Floor Carpet
Self Inflating Sport Seat	Self Inflating Back Rest

AND MORE

\*\*Should be purchased when ordering any camp trailer.



2419 N. Black Canyon, Suite 22  
Phoenix, AZ 85009



Eskie Alcan



An Investment  
In Enjoyment



Eskie Alcan

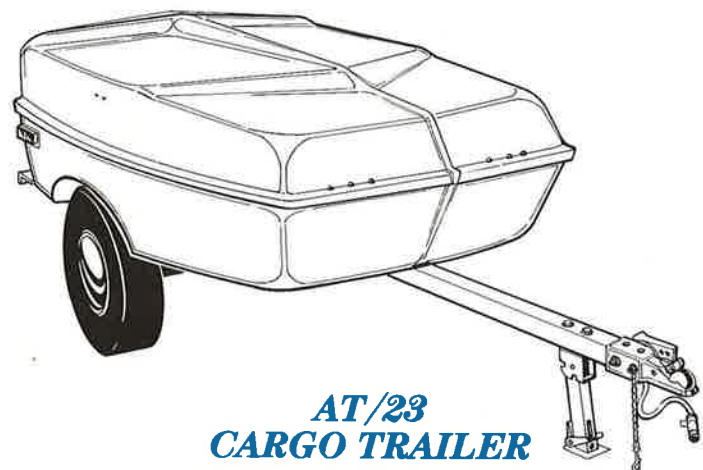
QUALITY  
QUALITY  
QUALITY  
QUALITY

Motorcycle

Auto

2419 N. Black Canyon, #22, Phoenix, Arizona 85209

(602) 258-8302



**AT/23  
CARGO TRAILER**

The AT/23 Cargo Trailer was aerodynamically designed to give the owner a trailer with good looks, safety, capacity and trailer opening rear to front with the gas operated lid supports, easy loading & unloading in a package you're proud to own.

Moulded fiberglass construction with a Gel-Coat finish inside and out for easy upkeep. The top is attached with a 30" hinge and is supported by two gas operated lift shocks. The undercarriage and tongue are T6-6061 aluminum coupled to a Dura-Flex independent torsion bar suspension. As with all Alcan Travelers, stainless steel nylon lock nuts, bolts and washers throughout. Wired with a six wire harness (no converter needed) and four bright rear lites, the rear is bright enough to be seen. With this trailers low profile, many of todays touring motorcycles upper tail and stop lights can also be seen. The low profile and overall design will also add to the pleasure and safety of your travels.

**SPECIFICATIONS**

Trailer weight	150 lbs.
Tongue weight	18 lbs.
GVWR	500 lbs.
GAWR	500 lbs.
Tires & wheels	480 x 8 with 4 hole lugs
Bulk capacity	23 cu. ft.
Color	White Gel-Coat

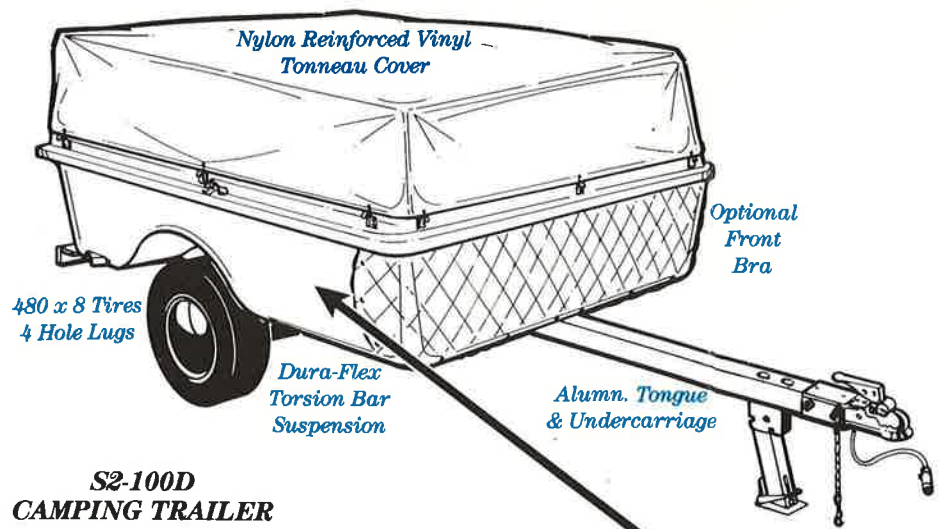
**DIMENSIONS**

Suspension width	hub face to hub face	37.00"
Length	tongue coupler to rear bumper	90.00"
Width	at widest point	44.50"
Height	ground to highest point	31.75"
Box depth	front	15.25"
Box depth	rear	17.25"
Box width	front	33.50"
Box width	rear	40.00"

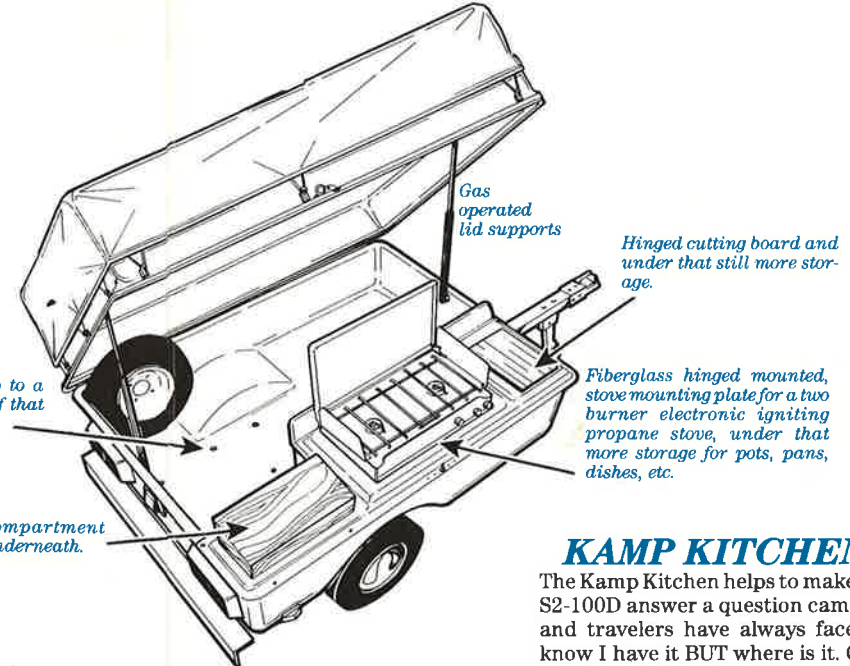
**AT/23 OPTIONAL EQUIPMENT**

Front Bra	Chrome Top Rail
Jack Stand	Spare Tire Cover
Spare Tire	Alumn. Mag Wheels
Swivel Hitch	Turbine Wheel Covers
Floor Carpet	Moulded Fiberglass Bumper

AND CAMPING EQUIPMENT



**S2-100D  
CAMPING TRAILER**



**KAMP KITCHEN**

The Kamp Kitchen helps to make the S2-100D answer a question campers and travelers have always faced, I know I have it BUT where is it. Constructed also of strong light weight moulded fiberglass and located on the right side of the trailer away from traffic, the Kamp Kitchen and trailer interior can be accessed at ALL times. With the Kamp Kitchen installed you will find you have the convenience you have always wanted.

**FROM HERE TO HERE  
ALL IN LESS THAN 2 MINUTES**



**FRONT CANOPY**

Simply make four connections and the 3/4" .065 wall alumn. canopy support rods are connected to the side of the trailer, slide the 3/8" .049 wall canopy connecting bow over these rods, two spring loaded stainless steel buttons snap in place and you have a canopy over the kitchen area for shade or bad weather. Once installed the canopy does not have to be taken off the canopy support bow or disconnected, although it can be removed if you choose it is designed to stay mounted for easy set up.

**DRESSING ROOM**

Once the dressing room is installed it DOES NOT have to be removed when breaking camp. The dressing room STAYS MOUNTED and requires NO assembly during set up. The room folds out as the sleeper is opened. Simply extend two 3/8" .049 alumn. bows appx. 25", they lock in place with spring loaded stainless steel buttons and set up is completed. NO exterior poles, lines or attachments required.

With this option you now have yourself not only a dressing room with a floor and a large D shaped door with a screen but an extra storage area under the sleeper floor for the times when you stay camped for longer periods and need extra space.

**S2-100D CAMPER  
WITH FRONT CANOPY  
AND DRESSING ROOM**